

Technical specifications

HiLight

B7+

Voltage: 230 Vac

Factory: ESF, Spain



HiLight B7+ for reference

General description

The innovative light tower incorporates state-of-the-art surface mount device (SMD) LED lighting technology to provide excellent performance and efficiency. Operators at construction sites, events, mines, emergency applications and rental companies will be able to reduce their carbon footprint and operating costs while improving sustainability levels, with 20% more Light coverage than COB LED type.

Combining the use of a low-consumption Stage V diesel engine, the new HiLight B7+ light tower offers users maximum efficiency setting to make the most of the energy available.

TECHNICAL INFORMATION

Reference conditions		
Absolute inlet pressure	bar	1
Relative humidity	%	30
Air inlet temperature	°C	25
Performance data		
Light Coverage (20 lux avg)	m ²	7.360
Light Coverage (min 1 lux - 75°)	m ²	12.567
Rated Frequency	Hz	50
Rated voltage	Vac	230
Power output	kW	2,21
Operating temperature (min/max)*	°C	-20 / +40
Altitude capability	m	3000
Relative air humidity maximum	%	80
Maximum sound power level (LWA)**	db(A)	82
Sound pressure level (LpA) at 7 m	db(A)	54
Fuel tank capacity	l	130
Oil service interval	h	600
Mast height	m	7,6 ±0,3
Mast type / rotation		Hydraulic / 340°
Wind speed stability***	km/h	105
Fuel consumption at all floodlights ON	l/h	0,68
Fuel autonomy at all floodlights ON	h	191

*Option "Cold weather" might be needed.

**Complies with 2000/14/EC

***Consult Atlas Copco for conditions reference.

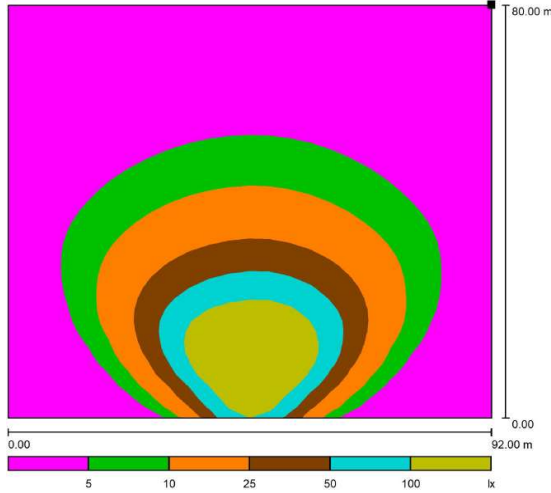
Atlas Copco will keep the rights to change any data when necessary due to any reason.

Machinery safety 2006/42/EC, Electromagnetic compatibility 2014/30/EU, Low voltage equipment 2014/35/EU, Outdoor noise emission 2000/14/EC, Ecodesign, energy-related products 2009/125/EC, Radio equipment 2014/53/EU, ROHS Directive 2011/65/EU, WEEE Directive 2012/19/EU

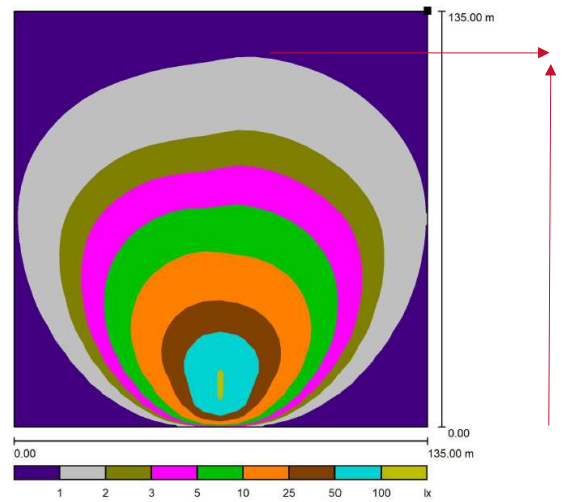
Canopy		
Canopy		Galvanized steel and powder coating paint
Type		Box
Engine		
Brand and Model		Kubota Z-482
Speed	rpm	1.500
Rated net output (PRP)	kW	2,96
Coolant system		Coolant
Aspiration / Combustion system		Natural / Direct Injection
Number of cylinders	Cylinder	2
Speed governor		Electronic
Capacity of oil sump (initial fill)	l	3,8
Capacity of cooling system	l	2,8
Electrical system	Vdc	12
Emission stage		Euro Stage V
Alternator		
Brand and Model		Linz Alumen SB
Rated output	kVA	3,5
Protection degree		IP21
Insulation class		H
Number of wires	Wires	4

Lamps

Number of lights	Unit	4
Technology		SMD LED
Floodlight power	W	350
Total Lumen	lm	210.000



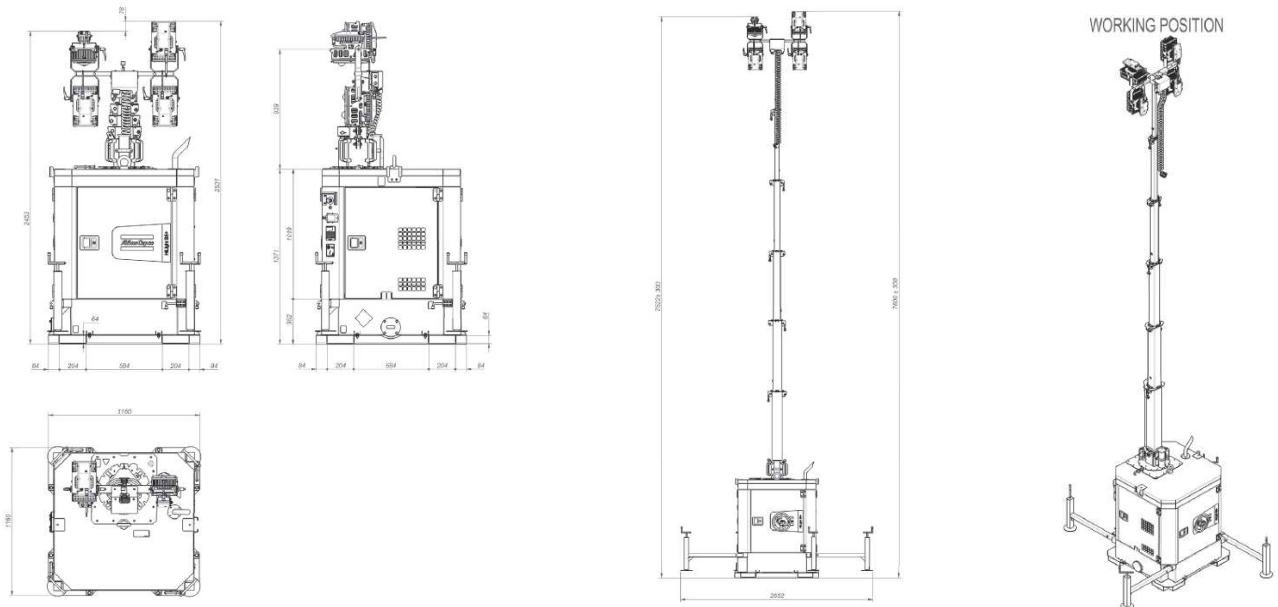
7360 m² avg 20 lux



12567 m² min 1 lux

Dimension and weight

Length x Width x Height in transport mode	mm	1160 x 1160 x 2453
Length x Width x Height in operation mode	mm	2652 x 2652 x 7900
Weight (dry / wet)	kg	980 / 1082



Mechanical Options
Cold weather
Anti glare
Spark Arrestor
Inlet shutdown valve
Insect Inlet Reduction Grating
Special color
Electrical Options
Battery switch (1 pole)
Dimming
Earth pin
Lc1001™ controller
Lc1003™ controller
Auto start with photocell
External power input
MSA conector
Fleetlink
Type A ELR
Type AC ELR
Power output connections 16A 2P: CE, RIM, PIN
Auto tilt